

Algebra 2

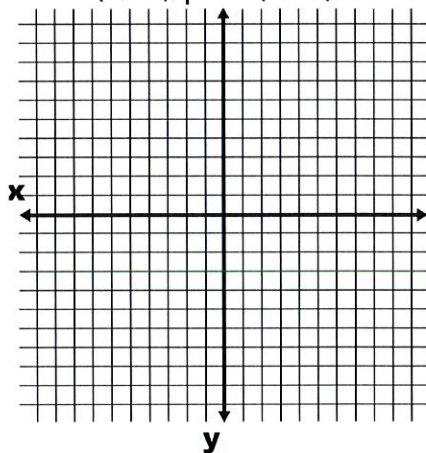
Quadratics Day 3: Graphing Parabolas from Points

Name: _____

Date: _____

Use 5 points to sketch a graph of each parabola.

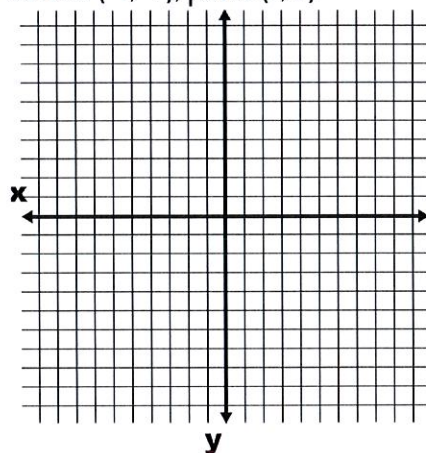
- 1) Vertex $(2, -4)$; point $(3, -3)$



How many x -intercepts does the parabola have?

What is the pattern by which the function value changes?

- 2) Vertex $(-1, -1)$; point $(1, 7)$



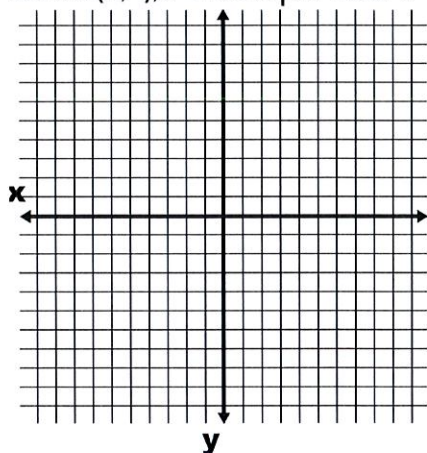
How many x -intercepts does the parabola have?

What is the pattern by which the function value changes?

Algebra 2

Quadratics Day 3: Graphing Parabolas from Points

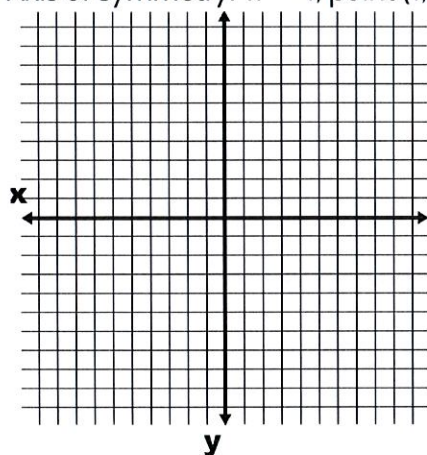
- 3) Vertex $(2, 1)$, x -intercepts 1 and 3



How many x -intercepts does the parabola have?

What is the pattern by which the function value changes?

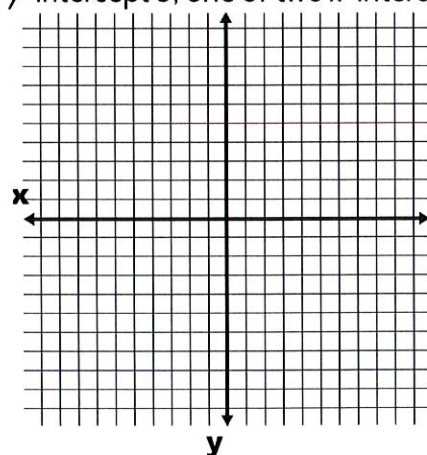
- 4) Axis of symmetry: $x = -1$, point $(1, 1)$



How many x -intercepts does the parabola have?

What is the pattern by which the function value changes?

- 5) y -intercept 3; one of two x -intercepts at 1



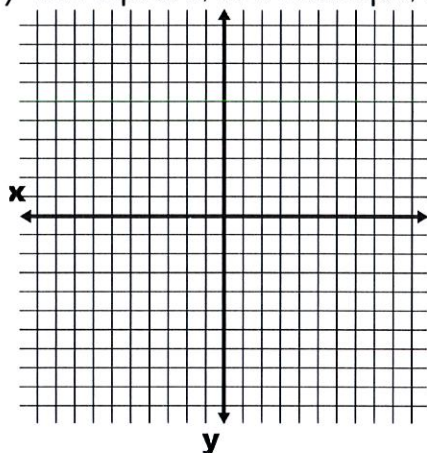
How many x -intercepts does the parabola have?

What is the pattern by which the function value changes?

Algebra 2

Quadratics Day 3: Graphing Parabolas from Points

- 6) y -intercept at 5; no x -intercepts; increases half as fast as the parent function



How many x -intercepts does the parabola have?

What is the pattern by which the function value changes?